



Location: CMA1b - Oil St Community Liaison Centre

Report on 24-hour TSP monitoring

Action Level ($\mu\text{g}/\text{m}^3$) - 176.7

Limit Level ($\mu\text{g}/\text{m}^3$) - 260

Date	Sampling Time	Weather Condition	Filter paper no.	Filter Weight, g		Elapse Time, hr		Sampling Time, hr	Flow Rate, m^3/min			Total Volume, m^3	TSP Level, $\mu\text{g}/\text{m}^3$
				Initial	Final	Initial	Final		Initial, Q_{si}	Final, Q_{sf}	Average		
30-Nov-11	8:00	Fine	001638	2.7561	2.9760	128.08	152.08	24.00	1.19	1.19	1.19	1714	128
6-Dec-11	8:00	Fine	001708	2.7453	2.8985	155.08	179.08	24.00	1.22	1.21	1.21	1749	88
12-Dec-11	8:00	Fine	001698	2.7617	3.0281	182.08	206.08	24.00	1.20	1.20	1.20	1727	154
17-Dec-11	8:00	Fine	001726	2.7825	3.0740	209.07	233.09	24.02	1.20	1.20	1.20	1732	168
23-Dec-11	8:00	Fine	001793	2.7520	3.0197	236.08	260.08	24.00	1.20	1.21	1.20	1733	154

Report on 1-hour TSP monitoring

Action Level ($\mu\text{g}/\text{m}^3$) - 320.1

Limit Level ($\mu\text{g}/\text{m}^3$) - 500

Date	Sampling Time	Weather Condition	Filter paper no.	Filter Weight, g		Elapse Time, hr		Sampling Time, hr	Flow Rate, m^3/min			Total Volume, m^3	TSP Level, $\mu\text{g}/\text{m}^3$
				Initial	Final	Initial	Final		Initial, Q_{si}	Final, Q_{sf}	Average		
1-Dec-11	8:45	Fine	001682	2.7235	2.7347	152.08	153.08	1.00	1.33	1.33	1.33	80	141
1-Dec-11	10:40	Fine	001714	2.7651	2.7766	153.08	154.08	1.00	1.37	1.37	1.37	82	139
1-Dec-11	13:00	Fine	001712	2.7567	2.7737	154.08	155.08	1.00	1.37	1.37	1.37	82	206
7-Dec-11	8:55	Fine	001652	2.7541	2.7615	179.08	180.08	1.00	1.32	1.32	1.32	79	93
7-Dec-11	10:00	Fine	001653	2.7372	2.7437	180.08	181.08	1.00	1.37	1.37	1.37	82	79
7-Dec-11	13:00	Fine	001655	2.7677	2.7885	181.08	182.08	1.00	1.34	1.34	1.34	81	258
13-Dec-11	13:00	Fine	001668	2.7685	2.7747	206.07	207.07	1.00	1.20	1.20	1.20	72	86
13-Dec-11	14:00	Fine	001729	2.7633	2.7694	207.07	208.07	1.00	1.24	1.24	1.24	75	82
13-Dec-11	15:00	Fine	001727	2.7676	2.7746	208.07	209.07	1.00	1.24	1.24	1.24	75	94
19-Dec-11	13:00	Fine	001741	2.7589	2.7741	233.09	234.09	1.00	1.20	1.20	1.20	72	211
19-Dec-11	14:00	Fine	001796	2.7566	2.7712	234.09	235.09	1.00	1.25	1.25	1.25	75	195
19-Dec-11	15:00	Fine	001794	2.7497	2.7649	235.07	236.07	1.00	1.25	1.25	1.25	75	203
24-Dec-11	8:50	Fine	001749	2.7532	2.7755	260.08	261.08	1.00	1.25	1.25	1.25	75	297
24-Dec-11	10:55	Fine	001777	2.7841	2.7962	261.08	262.08	1.00	1.21	1.21	1.21	72	167
24-Dec-11	13:00	Fine	001813	2.7708	2.7890	262.08	263.08	1.00	1.25	1.25	1.25	75	242



Location: CMA2a - Causeway Bay Community Centre

Report on 24-hour TSP monitoring

Action Level ($\mu\text{g}/\text{m}^3$) - 169.5

Limit Level ($\mu\text{g}/\text{m}^3$) - 260

Date	Sampling Time	Weather Condition	Filter paper no.	Filter Weight, g		Elapse Time, hr		Sampling Time, hr	Flow Rate, m^3/min			Total Volume, m^3	TSP Level, $\mu\text{g}/\text{m}^3$
				Initial	Final	Initial	Final		Initial, Q_{si}	Final, Q_{sf}	Average		
30-Nov-11	8:00	Fine	001639	2.7363	2.9248	9954.86	9978.86	24.00	1.33	1.34	1.33	1921	98
6-Dec-11	8:00	Fine	001684	2.7682	2.9096	9981.86	10005.86	24.00	1.42	1.41	1.41	2035	69
13-Dec-11*	15:00	Fine	001728	2.7705	2.9945	10011.88	10035.88	24.00	1.43	1.42	1.42	2050	109
17-Dec-11	8:00	Fine	001759	2.7600	3.0628	10035.90	10059.90	24.00	1.45	1.45	1.45	2092	145
23-Dec-11	8:00	Fine	001812	2.7638	3.0468	10065.90	10089.90	24.00	1.43	1.43	1.43	2056	138

*The 24-hr TSP for CMA2a has been re-scheduled to 13 Dec 2011 from 12 Dec 2011 due to the power failure

Report on 1-hour TSP monitoring

Action Level ($\mu\text{g}/\text{m}^3$) - 323.4

Limit Level ($\mu\text{g}/\text{m}^3$) - 500

Date	Sampling Time	Weather Condition	Filter paper no.	Filter Weight, g		Elapse Time, hr		Sampling Time, hr	Flow Rate, m^3/min			Total Volume, m^3	TSP Level, $\mu\text{g}/\text{m}^3$
				Initial	Final	Initial	Final		Initial, Q_{si}	Final, Q_{sf}	Average		
1-Dec-11	8:35	Fine	001681	2.7657	2.7756	9978.86	9979.86	1.00	1.39	1.39	1.39	83	119
1-Dec-11	10:30	Fine	001715	2.7763	2.7901	9979.86	9980.86	1.00	1.39	1.39	1.39	83	165
1-Dec-11	13:00	Fine	001713	2.7622	2.7758	9980.86	9981.86	1.00	1.42	1.42	1.42	85	160
7-Dec-11	8:46	Fine	001651	2.7507	2.7563	10005.88	10006.88	1.00	1.41	1.41	1.41	85	66
7-Dec-11	9:51	Fine	001685	2.7585	2.7672	10006.88	10007.88	1.00	1.41	1.41	1.41	85	103
7-Dec-11	10:57	Fine	001654	2.7552	2.7680	10007.88	10008.88	1.00	1.41	1.41	1.41	85	151
13-Dec-11	8:00	Fine	001699	2.7486	2.7685	10008.88	10009.88	1.00	1.39	1.39	1.39	84	238
13-Dec-11	9:45	Fine	001723	2.7768	2.7901	10009.88	10010.88	1.00	1.39	1.39	1.39	84	159
13-Dec-11	13:10	Fine	001730	2.7872	2.7963	10010.88	10011.88	1.00	1.42	1.42	1.42	85	107
19-Dec-11	8:00	Fine	001798	2.7551	2.7698	10059.90	10060.90	1.00	1.40	1.40	1.40	84	175
19-Dec-11	9:45	Fine	001797	2.7477	2.7609	10060.90	10061.90	1.00	1.40	1.40	1.40	84	157
19-Dec-11	13:10	Fine	001795	2.7681	2.7804	10061.90	10062.90	1.00	1.43	1.43	1.43	86	144
24-Dec-11	8:41	Fine	001792	2.7430	2.7641	10062.90	10063.90	1.00	1.46	1.46	1.46	87	241
24-Dec-11	10:55	Fine	001788	2.7478	2.7607	10063.90	10064.90	1.00	1.27	1.27	1.27	76	169
24-Dec-11	13:00	Fine	001814	2.7867	2.8045	10064.90	10065.90	1.00	1.46	1.46	1.46	87	204



Location: CMA3a - CWB PRE Site Office Area

Report on 24-hour TSP monitoring
 Action Level ($\mu\text{g}/\text{m}^3$) - 171
 Limit Level ($\mu\text{g}/\text{m}^3$) - 260

Date	Sampling Time	Weather Condition	Filter paper no.	Filter Weight, g		Elapse Time, hr		Sampling Time, hr	Flow Rate, m^3/min			Total Volume, m^3	TSP Level, $\mu\text{g}/\text{m}^3$
				Initial	Final	Initial	Final		Initial, Q_{si}	Final, Q_{sf}	Average		
30-Nov-11	8:00	Fine	001608	2.7548	3.0437	10522.41	10546.41	24.00	1.44	1.45	1.44	2076	139
6-Dec-11	8:00	Fine	001551	2.7722	2.9455	10549.41	10573.41	24.00	1.52	1.52	1.52	2194	79
12-Dec-11	8:00	Fine	001680	2.7591	3.0525	10576.41	10600.41	24.00	1.53	1.53	1.53	2207	133
17-Dec-11	8:00	Fine	001738	2.7456	3.1088	10603.41	10627.41	24.00	1.53	1.51	1.52	2191	166
23-Dec-11	8:00	Fine	001735	2.7733	3.1101	10630.42	10654.42	24.00	1.53	1.54	1.54	2214	152

Report on 1-hour TSP monitoring
 Action Level ($\mu\text{g}/\text{m}^3$) - 311.3
 Limit Level ($\mu\text{g}/\text{m}^3$) - 500

Date	Sampling Time	Weather Condition	Filter paper no.	Filter Weight, g		Elapse Time, hr		Sampling Time, hr	Flow Rate, m^3/min			Total Volume, m^3	TSP Level, $\mu\text{g}/\text{m}^3$
				Initial	Final	Initial	Final		Initial, Q_{si}	Final, Q_{sf}	Average		
1-Dec-11	10:10	Fine	001630	2.7789	2.8003	10546.41	10547.41	1.00	1.47	1.47	1.47	88	242
1-Dec-11	13:00	Fine	001683	2.7479	2.7606	10547.41	10548.41	1.00	1.39	1.39	1.39	84	152
1-Dec-11	14:35	Fine	001553	2.7698	2.7892	10548.41	10549.41	1.00	1.50	1.50	1.50	90	216
7-Dec-11	10:20	Fine	001700	2.7506	2.7628	10573.41	10574.41	1.00	1.47	1.47	1.47	88	139
7-Dec-11	14:00	Fine	001676	2.7748	2.7935	10574.41	10575.41	1.00	1.47	1.47	1.47	88	213
7-Dec-11	15:15	Fine	001678	2.7739	2.7958	10575.41	10576.41	1.00	1.39	1.39	1.39	83	263
13-Dec-11	9:24	Fine	001662	2.7587	2.7725	10600.41	10601.41	1.00	1.48	1.48	1.48	89	156
13-Dec-11	10:54	Fine	001666	2.7879	2.8012	10601.41	10602.41	1.00	1.40	1.40	1.40	84	159
13-Dec-11	13:00	Fine	001669	2.7836	2.7950	10602.41	10603.41	1.00	1.50	1.50	1.50	90	127
19-Dec-11	8:25	Fine	001799	2.7649	2.7857	10627.41	10628.41	1.00	1.48	1.48	1.48	89	234
19-Dec-11	13:00	Fine	001613	2.7465	2.7624	10628.41	10629.41	1.00	1.40	1.40	1.40	84	189
19-Dec-11	14:05	Fine	001612	2.7565	2.7728	10629.41	10630.41	1.00	1.51	1.51	1.51	91	180
24-Dec-11	9:55	Fine	001775	2.7813	2.8050	10654.42	10655.42	1.00	1.49	1.49	1.49	89	266
24-Dec-11	11:00	Fine	001787	2.7524	2.7756	10655.42	10656.42	1.00	1.41	1.41	1.41	84	275
24-Dec-11	13:00	Fine	001805	2.7560	2.7743	10656.42	10657.42	1.00	1.51	1.51	1.51	91	202



Location: CMA4a - SPCA

Report on 24-hour TSP monitoring

Action Level ($\mu\text{g}/\text{m}^3$) - 171.2
 Limit Level ($\mu\text{g}/\text{m}^3$) - 260

Date	Sampling Time	Weather Condition	Filter paper no.	Filter Weight, g		Elapse Time, hr		Sampling Time, hr	Flow Rate, m^3/min			Total Volume, m^3	TSP Level, $\mu\text{g}/\text{m}^3$
				Initial	Final	Initial	Final		Initial, Q_{si}	Final, Q_{sf}	Average		
30-Nov-11	8:00	Fine	001607	2.7610	2.9639	14173.30	14197.30	24.00	1.15	1.16	1.15	1662	122
6-Dec-11	8:00	Fine	001552	2.7672	2.8791	14200.30	14224.30	24.00	1.16	1.15	1.15	1663	67
12-Dec-11	8:00	Fine	001679	2.7582	2.9618	14227.30	14251.30	24.00	1.16	1.16	1.16	1675	122
17-Dec-11	8:00	Fine	001766	2.7771	3.0328	14254.30	14278.30	24.00	1.16	1.17	1.16	1677	152
23-Dec-11	8:00	Fine	001736	2.7683	2.9677	14281.31	14305.31	24.00	1.16	1.17	1.17	1680	119

Report on 1-hour TSP monitoring

Action Level ($\mu\text{g}/\text{m}^3$) - 312.5
 Limit Level ($\mu\text{g}/\text{m}^3$) - 500

Date	Sampling Time	Weather Condition	Filter paper no.	Filter Weight, g		Elapse Time, hr		Sampling Time, hr	Flow Rate, m^3/min			Total Volume, m^3	TSP Level, $\mu\text{g}/\text{m}^3$
				Initial	Final	Initial	Final		Initial, Q_{si}	Final, Q_{sf}	Average		
1-Dec-11	9:55	Fine	001631	2.7609	2.7706	14197.30	14198.30	1.00	1.16	1.16	1.16	69	140
1-Dec-11	13:00	Fine	001711	2.7419	2.7519	14198.30	14199.30	1.00	1.16	1.16	1.16	69	144
1-Dec-11	14:22	Fine	001554	2.7755	2.7839	14199.30	14200.30	1.00	1.16	1.16	1.16	69	121
7-Dec-11	10:05	Fine	001701	2.7508	2.7574	14224.30	14225.30	1.00	1.15	1.15	1.15	69	95
7-Dec-11	13:50	Fine	001675	2.7849	2.7984	14225.30	14226.30	1.00	1.15	1.15	1.15	69	195
7-Dec-11	15:07	Fine	001677	2.7542	2.7684	14226.30	14227.30	1.00	1.15	1.15	1.15	69	205
13-Dec-11	9:38	Fine	001663	2.7497	2.7594	14251.30	14252.30	1.00	1.16	1.16	1.16	70	139
13-Dec-11	10:40	Fine	001664	2.7752	2.7835	14252.30	14253.30	1.00	1.16	1.16	1.16	70	119
13-Dec-11	15:07	Fine	001671	2.7537	2.7620	14253.30	14254.30	1.00	1.16	1.16	1.16	70	119
19-Dec-11	8:15	Fine	001800	2.7757	2.7858	14278.30	14279.30	1.00	1.17	1.19	1.18	71	143
19-Dec-11	13:00	Fine	001661	2.7386	2.7468	14279.30	14280.30	1.00	1.19	1.19	1.19	71	115
19-Dec-11	14:24	Fine	001611	2.7490	2.7583	14280.30	14281.30	1.00	1.19	1.19	1.19	71	130
24-Dec-11	9:53	Fine	001790	2.7675	2.7745	14305.31	14306.31	1.00	1.17	0.61	0.89	53	131
24-Dec-11	11:00	Fine	001786	2.7699	2.7800	14306.31	14307.31	1.00	1.17	1.17	1.17	70	144
24-Dec-11	13:00	Fine	001806	2.7680	2.7775	14307.31	14308.31	1.00	1.17	1.17	1.17	70	136



Location: CMA5a - Children Garden opposite to Pedestrian Plaza

Report on 24-hour TSP monitoring

Action Level ($\mu\text{g}/\text{m}^3$) - 181
Limit Level ($\mu\text{g}/\text{m}^3$) - 260

181
260

Date	Sampling Time	Weather Condition	Filter paper no.	Filter Weight, g		Elapse Time, hr		Sampling Time, hr	Flow Rate, m^3/min			Total Volume, m^3	TSP Level, $\mu\text{g}/\text{m}^3$
				Initial	Final	Initial	Final		Initial, Q_{si}	Final, Q_{sf}	Average		
30-Nov-11	8:00	Fine	001604	2.7509	2.9644	15156.17	15180.17	24.00	1.18	1.19	1.18	1703	125
9-Dec-11	8:00	Fine	001658	2.7405	2.9017	15196.82	15220.89	24.07	1.23	1.23	1.23	1770	91
12-Dec-11	8:00	Fine	001657	2.7503	2.9596	15220.89	15244.89	24.00	1.22	1.22	1.22	1760	119
17-Dec-11	8:00	Fine	001765	2.7708	3.0481	15247.89	15271.89	24.00	1.22	1.23	1.22	1764	157
23-Dec-11	8:00	Fine	001733	2.7579	2.9812	15274.90	15298.90	24.00	1.22	1.23	1.23	1767	126

Report on 1-hour TSP monitoring

Action Level ($\mu\text{g}/\text{m}^3$) - 332
Limit Level ($\mu\text{g}/\text{m}^3$) - 500

Date	Sampling Time	Weather Condition	Filter paper no.	Filter Weight, g		Elapse Time, hr		Sampling Time, hr	Flow Rate, m^3/min			Total Volume, m^3	TSP Level, $\mu\text{g}/\text{m}^3$
				Initial	Final	Initial	Final		Initial, Q_{si}	Final, Q_{sf}	Average		
1-Dec-11	8:10	Fine	001716	2.7526	2.7630	15180.17	15181.17	1.00	1.22	1.22	1.22	73	143
1-Dec-11	9:40	Fine	001632	2.7530	2.7654	15181.17	15182.17	1.00	1.22	1.22	1.22	73	170
1-Dec-11	13:00	Fine	001650	2.7505	2.7618	15182.17	15183.17	1.00	1.22	1.22	1.22	73	155
7-Dec-11	8:15	Fine	001703	2.7445	2.7507	15193.82	15194.82	1.00	1.21	1.21	1.21	73	85
7-Dec-11	9:20	Fine	001686	2.7525	2.7594	15194.82	15195.82	1.00	1.21	1.21	1.21	73	95
7-Dec-11	13:00	Fine	001656	2.7541	2.7677	15195.82	15196.82	1.00	1.21	1.21	1.21	73	187
13-Dec-11	10:57	Fine	001752	2.7475	2.7589	15244.89	15245.89	1.00	1.22	1.22	1.22	73	156
13-Dec-11	13:00	Fine	001769	2.7825	2.7894	15245.89	15246.89	1.00	1.22	1.22	1.22	73	94
13-Dec-11	14:10	Fine	001767	2.7688	2.7821	15246.89	15247.89	1.00	1.22	1.22	1.22	73	182
19-Dec-11	8:00	Fine	001739	2.7470	2.7564	15271.89	15272.89	1.00	1.23	1.23	1.23	74	128
19-Dec-11	9:30	Fine	001743	2.7533	2.7633	15272.89	15273.89	1.00	1.23	1.23	1.23	74	136
19-Dec-11	10:48	Fine	001744	2.7428	2.7529	15273.89	15274.89	1.00	1.23	1.23	1.23	74	137
24-Dec-11	8:03	Fine	001771	2.7776	2.7923	15298.90	15299.90	1.00	1.23	0.50	0.87	52	283
24-Dec-11	9:08	Fine	001773	2.7663	2.7811	15299.90	15300.90	1.00	1.23	1.23	1.23	74	201
24-Dec-11	10:10	Fine	001789	2.7541	2.7693	15300.90	15301.90	1.00	1.23	1.23	1.23	74	206



Location: CMA6a - WD2 PRE Office

Report on 24-hour TSP monitoring

Action Level - 187.3 $\mu\text{g}/\text{m}^3$
 Limit Level - 260 $\mu\text{g}/\text{m}^3$

Date	Sampling Time	Weather Condition	Filter paper no.	Filter Weight, g		Elapse Time, hr		Sampling Time, hr	Flow Rate, m^3/min			Total Volume, m^3	TSP Level, $\mu\text{g}/\text{m}^3$
				Initial	Final	Initial	Final		Initial, Q_{si}	Final, Q_{sf}	Average		
30-Nov-11	8:00	Fine	001603	2.7490	2.9409	13455.57	13479.57	24.00	1.19	1.20	1.19	1721	112
6-Dec-11	8:00	Fine	001710	2.7636	2.8808	13482.57	13506.57	24.00	1.23	1.22	1.22	1763	66
12-Dec-11	8:00	Fine	001660	2.7665	2.9927	13509.57	13533.57	24.00	1.24	1.23	1.24	1779	127
17-Dec-11	8:00	Fine	001764	2.7727	3.0156	13536.70	13560.70	24.00	1.18	1.18	1.18	1700	143
23-Dec-11	8:00	Fine	001734	2.7644	3.0018	13563.72	13587.72	24.00	1.24	1.24	1.24	1786	133

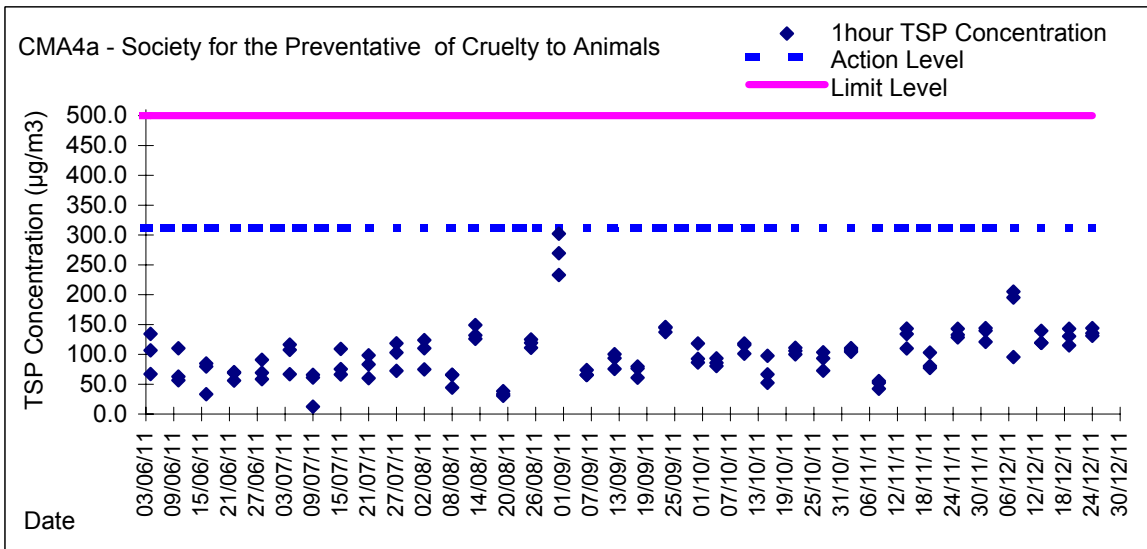
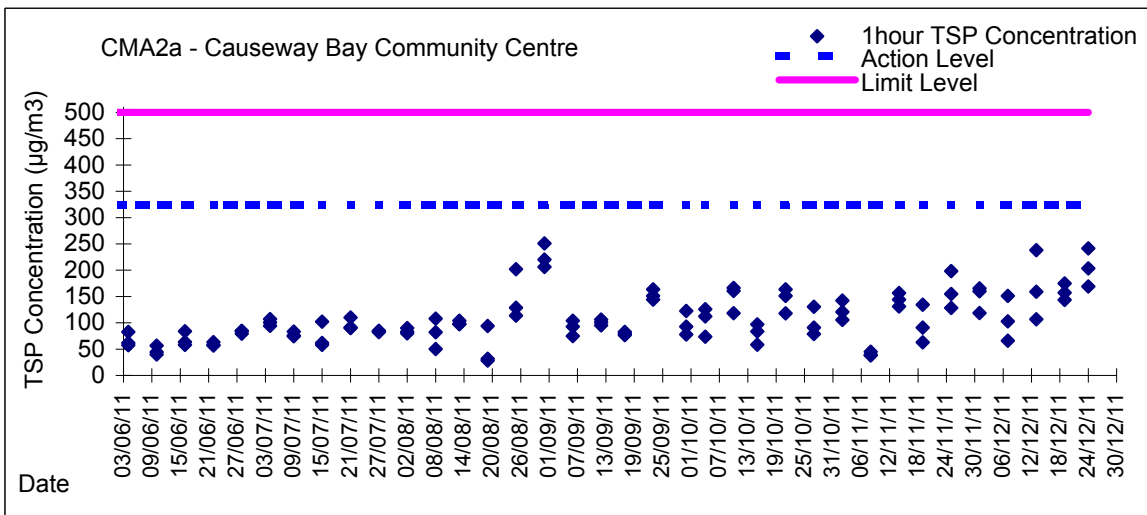
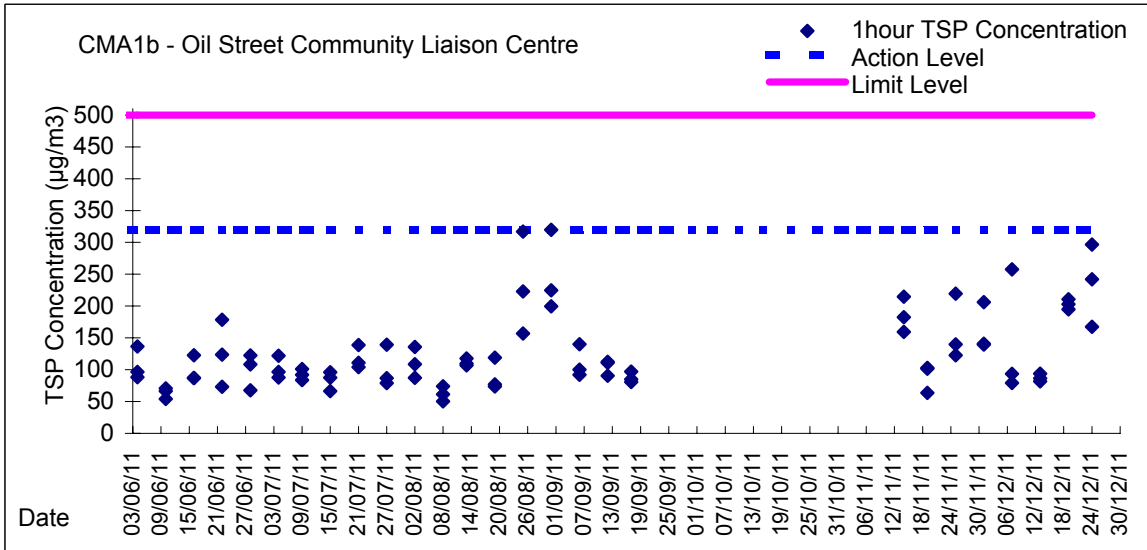
Report on 1-hour TSP monitoring

Action Level - 300.1 $\mu\text{g}/\text{m}^3$
 Limit Level - 500 $\mu\text{g}/\text{m}^3$

Date	Sampling Time	Weather Condition	Filter paper no.	Filter Weight, g		Elapse Time, hr		Sampling Time, hr	Flow Rate, m^3/min			Total Volume, m^3	TSP Level, $\mu\text{g}/\text{m}^3$
				Initial	Final	Initial	Final		Initial, Q_{si}	Final, Q_{sf}	Average		
1-Dec-11	8:25	Fine	001634	2.7384	2.7471	13479.57	13480.57	1.00	1.23	1.23	1.23	74	118
1-Dec-11	9:28	Fine	001633	2.7582	2.7697	13480.57	13481.57	1.00	1.20	1.20	1.20	72	160
1-Dec-11	13:00	Fine	001649	2.7680	2.7763	13481.57	13482.57	1.00	1.17	1.17	1.17	70	118
7-Dec-11	8:23	Fine	001702	2.7315	2.7377	13506.57	13507.57	1.00	1.22	1.22	1.22	73	85
7-Dec-11	9:30	Fine	001687	2.7525	2.7583	13507.57	13508.57	1.00	1.25	1.25	1.25	75	77
7-Dec-11	13:00	Fine	001659	2.7386	2.7485	13508.57	13509.57	1.00	1.19	1.19	1.19	72	138
13-Dec-11	8:10	Fine	001737	2.7600	2.7709	13533.57	13534.70	1.13	1.23	1.23	1.23	83	131
13-Dec-11	9:20	Fine	001770	2.7816	2.7889	13534.70	13535.70	1.00	1.20	1.20	1.20	72	101
13-Dec-11	10:58	Fine	001768	2.7607	2.7694	13535.70	13536.70	1.00	1.17	1.17	1.17	70	124
19-Dec-11	8:10	Fine	001740	2.7602	2.7703	13560.70	13561.70	1.00	1.24	1.24	1.24	74	136
19-Dec-11	9:20	Fine	001742	2.7495	2.7591	13561.70	13562.70	1.00	1.21	1.21	1.21	73	132
19-Dec-11	10:58	Fine	001745	2.7604	2.7691	13562.70	13563.70	1.00	1.18	1.18	1.18	71	123
24-Dec-11	8:10	Fine	001772	2.7738	2.7884	13587.72	13588.72	1.00	1.24	1.24	1.24	75	196
24-Dec-11	9:20	Fine	001774	2.7763	2.7925	13588.72	13589.72	1.00	1.21	1.21	1.21	73	222
24-Dec-11	10:23	Fine	001776	2.7810	2.7940	13589.72	13590.72	1.00	1.19	1.19	1.19	71	183

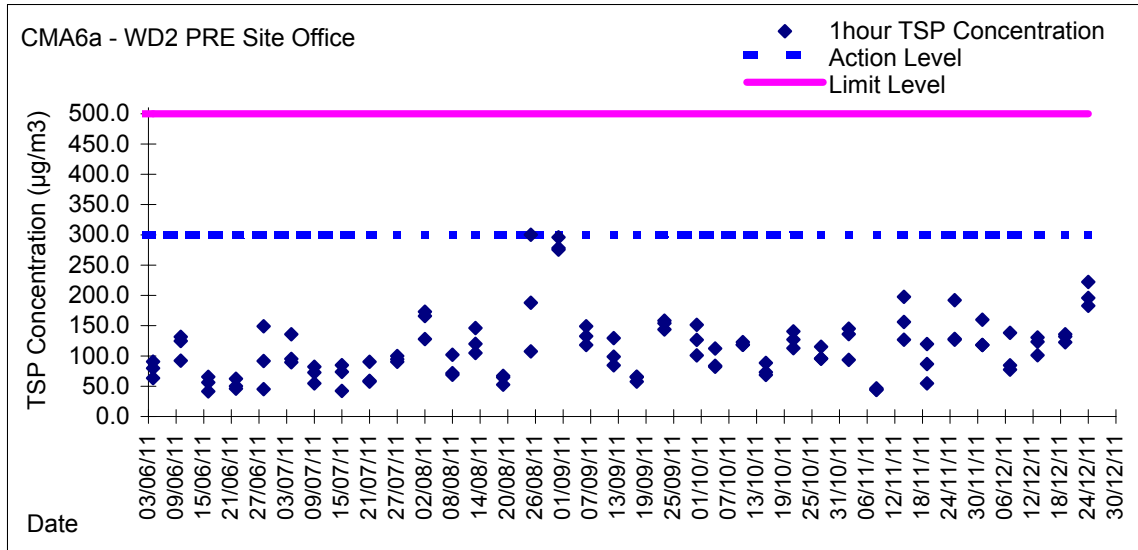
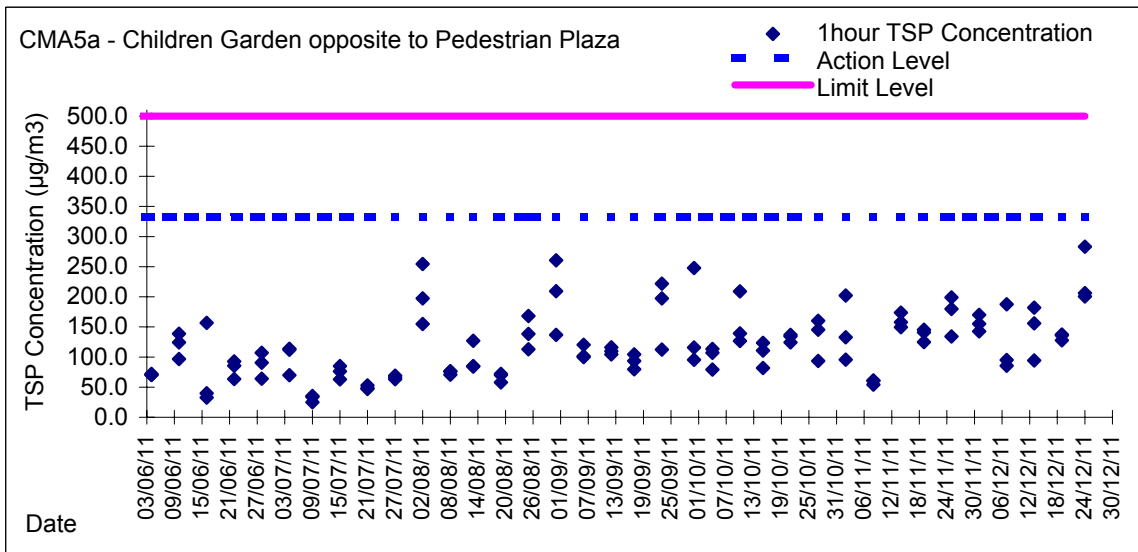
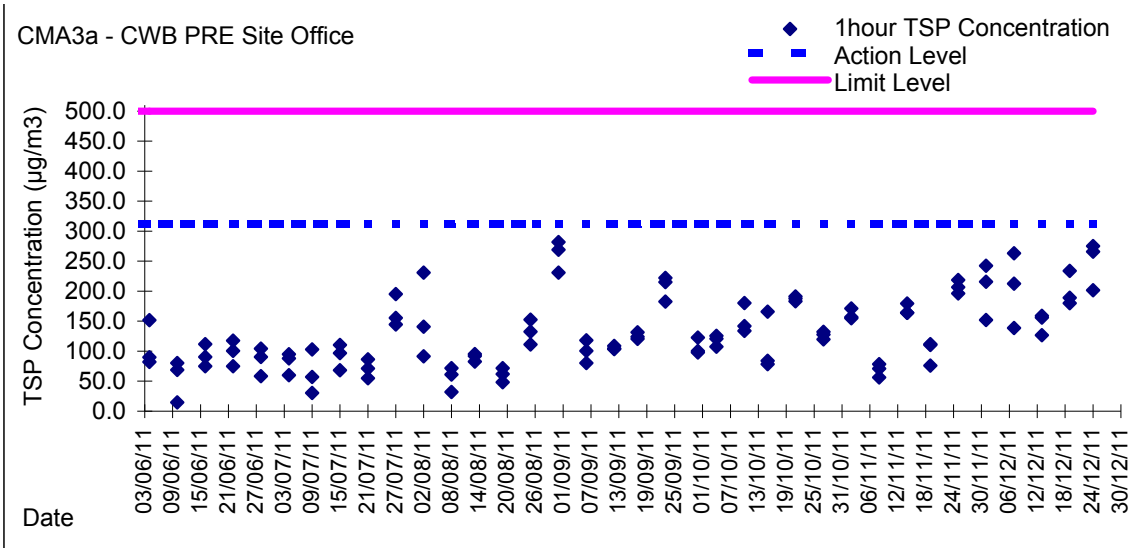


Graphic Presentation of 1 hour TSP Result



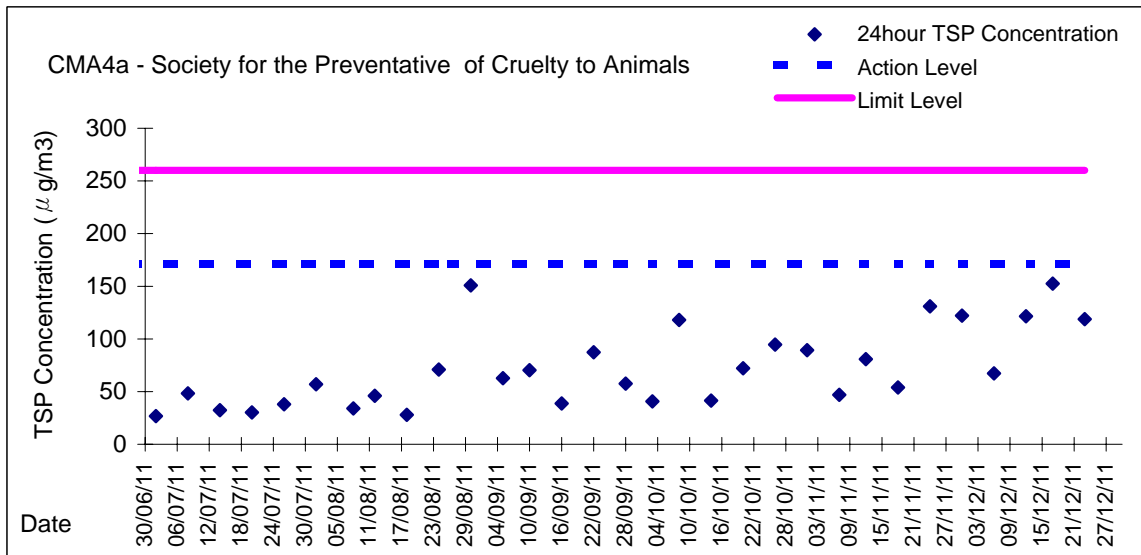
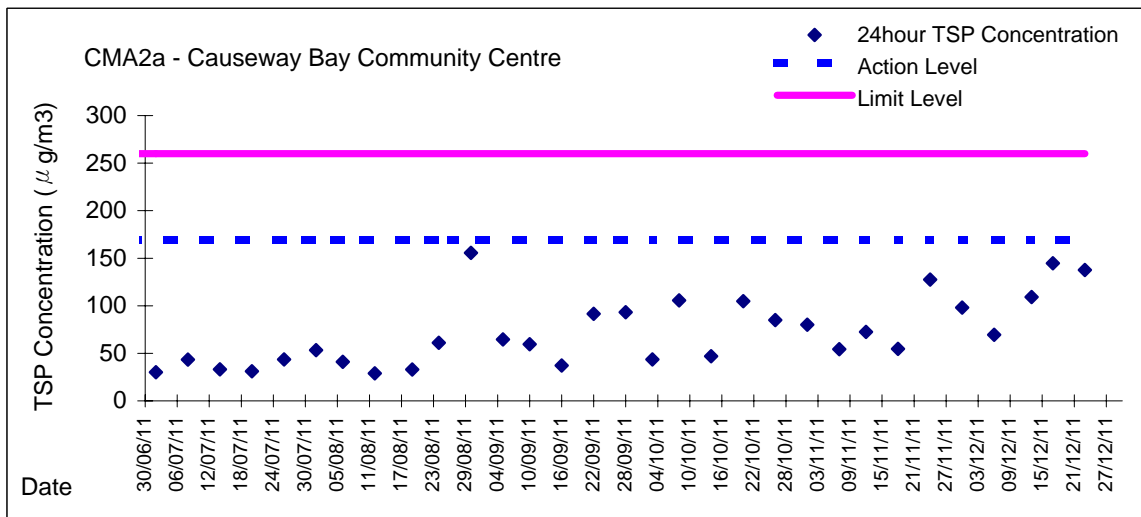
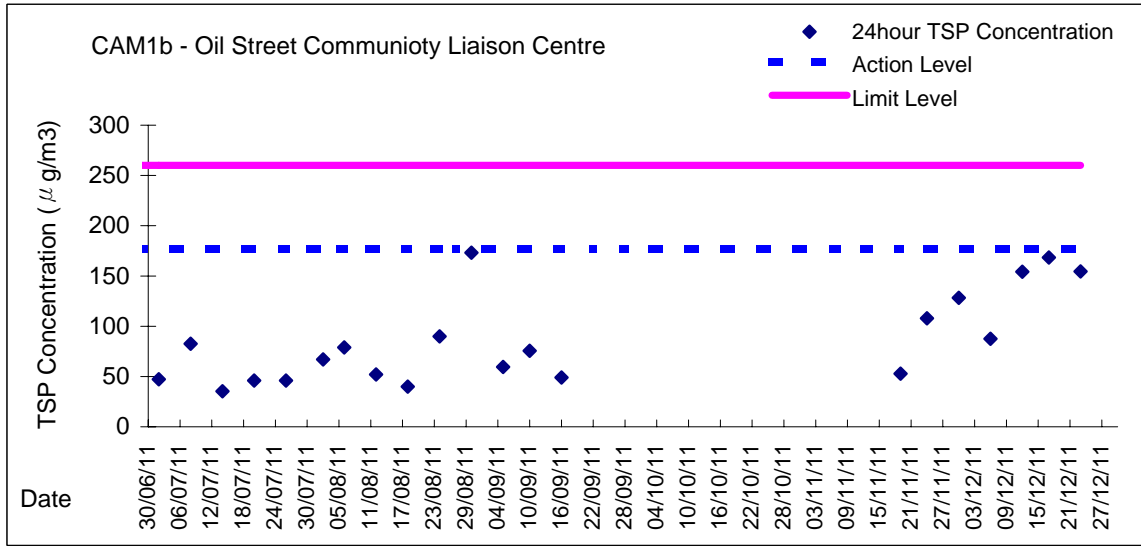


Graphic Presentation of 1 hour TSP Result





Graphic Presentation of 24 hour TSP Result





Graphic Presentation of 24 hour TSP Result

